



Breeding objectives and practices of sport horse studbooks: results of a worldwide inventory

K.F. Stock¹, K. Quinn Brady², K. Christiansen³, Å. Viklund⁴, I. Cervantes⁵,
A. Ricard^{6,7}, B. Ducro⁸, S. Janssens⁹

¹Vereinigte Informationssysteme Tierhaltung w.V., Verden (Aller), Germany, ²Horse Sport Ireland, Osberstown, Ireland,
³Danish Warmblood, Maarslet, Denmark, ⁴Swedish University of Agricultural Sciences, Dept. of Animal Breeding and Genetics, Uppsala,
Sweden, ⁵Complutense University of Madrid, Madrid, Spain, ⁶INRA, Jouy-en-Josas, France, ⁷IFCE, Exmes, France, ⁸Wageningen University,
Animal breeding and Genomics Centre, Wageningen, The Netherlands, ⁹KU Leuven, Livestock Genetics, Heverlee, Belgium;

*E-mail: friederike.katharina.stock@vit.de

Background

- sport horse breeding as worldwide business
 - many breeding organizations / studbooks
 - common breeding goals: focus on competition performance under rider
 - intense exchange of genetic material across countries
- framework of internationalized sport horse breeding
 - lacking transparency of testing procedures, genetic evaluation etc.
 - need of comparable information on selection candidates
- EAAP HC Interstallion working group
 - improvement of correct understanding of available information (overview / description, comparability, recommendations)
 - studbook survey in 2000/2001: population statistics, breeding goals, testing procedures, genetic evaluation systems (Koenen 2002, Koenen et al. 2004)



Study motivation & approach

- update overview
 - changed situation of studbooks: economic development, structural changes → pressure ↑
 - (possibly) changed strategies and practices of studbooks to ensure long-term competitiveness
- new challenges requiring positioning of studbooks
- Interstallion studbook survey 2015
 - N=22 questions on key determinants of breeding programs
 - distribution by e-mail in June 2015 (ca. 70 breeding organizations), personal contacts, inquiries, reminders in July / August 2015

Survey responses

- overall response rate of 26% (N=19 breeding organizations)*
 - only comments or promised answers from N=6 studbooks
 - N=13 studbooks with completed surveys (N=14)
- country distribution
 - mostly European studbooks (Belgium, Bulgaria, Denmark, Finland, Germany, Norway, Slovenia, Spain, Sweden)
 - N=2 answers from overseas (Australia, Mexico)
- almost all studbooks responsible for only a single sport horse breed (N=1 studbook with two breeds)
- specialization on one of the two major disciplines (dressage, jumping) in 50% of the studbooks
 - range from distinct breeding programs to adjusted testing protocols

* until 26 August 2015 (later responses: N=1 update, N=2 more completed surveys)

Basic figures: breeding populations (I)

■ breeding populations 2014

Population parameter	N	Mean	Range	Sum
N active stallions	13	113.6	(7 - 377)	1,477
% foreign stallions	10	59.3	(20 - 90)	
N broodmares *	10	2,220.6	(80 - 6,674)	22,206
N covered mares	12	1,178.0	(29 - 3,601)	14,136
N foals	13	1,057.2	(20 - 3,507)	13,743
N newly registered mares	10	347.6	(18 - 1,516)	3,476

* different documentation systems in the studbooks (figures not directly comparable)

- heterogeneity of sport horse studbooks with regard to size and use of stallions from other studbooks

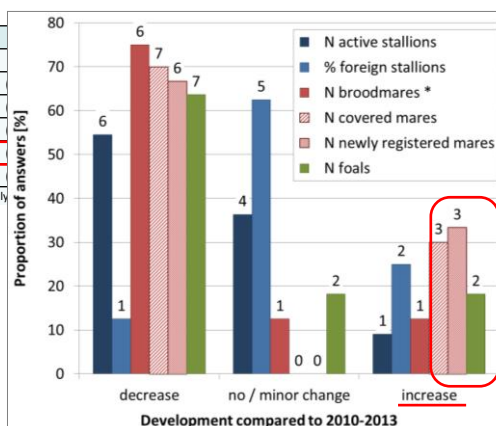
Basic figures: breeding populations (II)

■ breeding populations 2014

Population parameter	N	Mean
N active stallions	13	113.6
% foreign stallions	10	59.3
N broodmares *	10	2,220.6
N covered mares	12	1,178.0
N foals	13	1,057.2
N newly registered mares	10	347.6

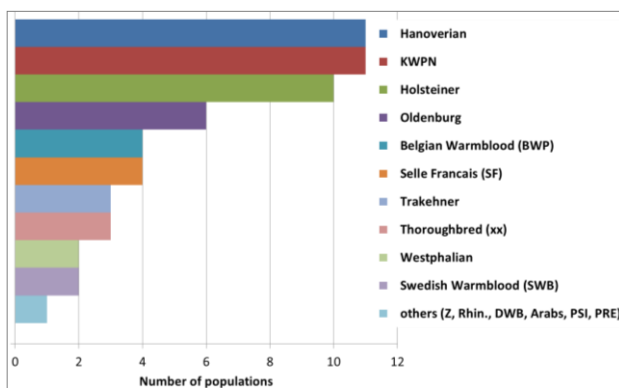
* different documentation systems in the studbooks (figures not directly)

- recent development
- indications of stabilization ?
- role of foreign studbooks ↑↓



Basic figures: role of other populations

■ origin of imported genetics (studbooks)



➤ strong influence of German and Dutch genetics

Koenen et al. 2004, Thoren Hellsten et al. 2008, Ruhlmann et al. 2009

6

IS Studbook survey 2015 (STOCK et al.), 3 Sept 2015, EAAP Warsaw / Poland

Breeding goal & program: status (I)

■ importance of traits / trait groups

Trait	N	Mean score (scale 0-3)	Score counts	
			irrelevant (0)	highly important (3)
Conformation	14	2.286	0	5
Gaits	14	2.286	1	8
Jumping ability	14	2.571	1	11
Dressage	14	2.214	1	8
Show-jumping	14	2.571	1	11
Eventing	13	1.154	4	3
Driving	13	0	13	0
Allrounder qualities	12	1.417	2	1
Behavior and temperament	13	2.615	0	8
Health / soundness and durability	13	2.385	0	7
Fertility / reproductive performance	13	1.769	2	4

➤ relevance of conformation, strength of health and behavior aspects

7

IS Studbook survey 2015 (STOCK et al.), 3 Sept 2015, EAAP Warsaw / Poland

Breeding goal & program: status (II)

- importance of traits / trait groups

Table 3
Traits included in the individual verbal breeding objective definitions presented by 19 breeding organisations in Europe

	Conformation (n=17)	Show jumping (n=16)	Dressage (n=14)	Gaits (n=14)	Behaviour (n=11)	Eventing (n=11)	Health* (n=9)	Driving (n=4)	Fertility (n=3)
BAD [†]	X	X	X						
BAVAR	X	X	X						
BWP	X								
DWB	X	X	X						
FWB	X	X	X						
HAN	X	X	X						
HOLST	X	X	X						
HUN	X	X	X						
ISH	X	X	X						
KWPN	X	X	X						
NRPS	Unspecific								
NWB	X	X	X						
OLD	X	X	X						
SF	X	X	X						
SFBGB	X	X	X						
SI	X	X	X						
SWB	X	X	X						
TRAK	X								
WEST	X	X	X						

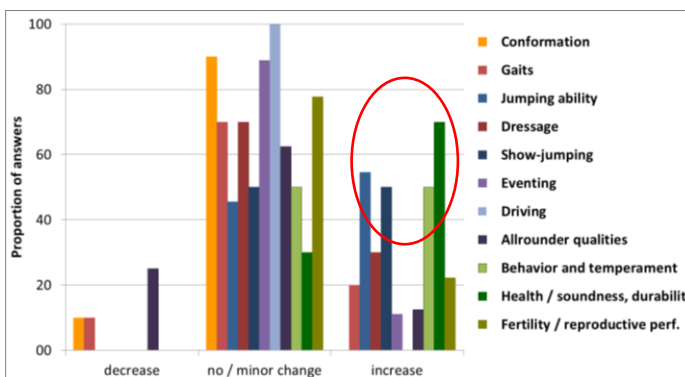
Trait	N	Mean score (scale 0-3)	Score counts	
			irrelevant (0)	highly important (3)
Conformation	14	2.286	0	5
Gaits	14	2.286	1	8
Jumping ability	14	2.571	1	11
Dressage	14	2.214	1	8
Show-jumping	14	2.571	1	11
Eventing	13	1.154	4	3
Driving	13	0	13	0
Allrounder qualities	12	1.417	2	1
Behavior and temperament	13	2.615	0	8
Health / soundness and durability	13	2.385	0	7
Fertility / reproductive performance	13	1.769	2	4

* Including durability and soundness.
Source: Koenen et al. 2004

- relevance of conformation, strength of health and behavior aspects

Breeding goal & program: development

- importance of traits / trait groups
- development of focuses in breeding
- highest expectations with regard to relevance: health



Routine data recording & use

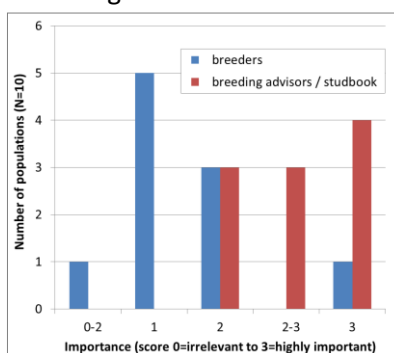
- change of recording systems: gain of importance of linear profiling
 - about 50% in foals, 60-70% in adults (mares, stallions, young horses)
 - mostly in combination with valuating scoring
- variability of health data recording and use
 - often only in stallions (clinical, radiological; 12 of 14 populations)
 - scoring systems, categorization (passed Y/N), descriptive reports, ...
- regulation of health disorders
 - 66% exceptional acceptance of stallions with certain disorders (extraordinary performance and/or pedigree)
 - clinical: roaring (N=11) > over-/underbite (N=10)
 > eye diseases (N=8) > umbilical hernia (N=4) > others (N=3)
 - radiological: osteochondrosis (OC/OCD; N=11)
 > navicular bone alterations (N=8) > others (N=5)



Genetic evaluation

- routine genetic evaluation in 8 of 14 populations
 - N=4 conformation + performance
 - N=4 performance
- acceptance and use of breeding values

➤ **'homework' to do for the studbooks!**



Performance information

- performance tests
 - large variability (tested horses, duration, traits, ...)
 - some testing system in 12 of 14 populations
- sport data
 - high and further increasing importance (86%)
 - relevant consideration of external sport information (score ≥ 2):
60 % national records, 90% international records;
70% expected increase of future use and importance
 - information exchange across studbooks mostly limited (60%)
→ desired increase / improvement (80%)

Studbook strategies for the future (I)

- expectations regarding strategies for future development
 - N=0 no (major) change in relations between studbooks
 - N=0 increased differentiation
 - N=13 increased collaboration
- **time of reconsidering, possible adjustments, changes!**

Studbook strategies for the future (II)

- expectations regarding strategies for future development
 - position concerning future use of genomic selection
 - N=1 no opinion / N=5 interest, but no activities yet
 - N=8 ongoing R&D (including N=2 advanced R&D)
 - interest in using new breeding methodology as driver of collaboration?
 - N=1 No (within-studbook activities only)
 - N=6 Possibly (some collaboration and/or in the longer term)
 - N=5 Yes (convincing benefits of R&D collaboration)
 - collaboration options in genomic R&D
 - N=0 none; N=1 exchange/sharing of genotypes only
 - N=11 exchange/sharing of genotypes and phenotypes
- **good prospects for the future (reason for optimism)!**

Summary & conclusions

- relatively low response rate
 - ↔ technical issues, time constraints, language, political reasons, ...
- considerable heterogeneity of sport horse studbooks, but
 - common goals and challenges,
 - similar approaches for consolidation and/or improvement,
 - agreement with regard to weak points and options for efficiency increase of sport horse breeding
- openness towards more across-studbook activities
 - clear positioning of studbooks: benefit of strong alliances
 - R&D collaboration on new breeding methods (genomic selection) as major perspective of future sport horse breeding




Thank you!

Acknowledgement

The Interstallion working group thanks all breeding organizations and country representatives for their collaboration, their great efforts and support which enabled this work!



<http://www.interstallion.org>



<http://www.equinephenotypes.org>

EAAP Interstallion Survey 2015
on the status and development of sport horse breeding

Contact information (vit / Genetic evaluation division):

PD Dr. habil. Kathrin F. Stock

E-mail: friederike.katharina.stock@vit.de

Phone: +49-4231-955623; Mobile: +49-176-60931357; Fax: +49-4231-9559623